

MATRIX
BASINGSTOKE

HIGH END OFFICE SUITES AVAILABLE NOW

[MATRIX-HOUSE.CO.UK](https://matrix-house.co.uk)

BASING VIEW • RG21 4DZ

A MATRIX OF POSSIBILITIES



A RANGE OF
SUITE SIZES



24 HOUR
ACCESS/
SECURITY



CAR PARKING
AT 1:300 SQ FT



ESG INITIATIVES
UNDERWAY



GYM AND
SHOWER
ROOMS



ATRIUM
CAFE



BOOKABLE
ON-SITE CONFERENCE
FACILITIES



STATION
6 MINS WALK



LOCAL
SHOPPING
& LEISURE

180


BASING VIEW IS HOME
TO MORE THAN
180 BUSINESSES


4,500

STAFF EMPLOYED
ON BASING VIEW




EXCEPTIONAL
VIEWS





Conference suite



A MATRIX OF POSSIBILITIES

✓ SUITE SPECIFICATION

✓ BUILDING SPECIFICATION

PROVIDED

PROVIDED

A choice of suite sizes

Car parking at 1:300 sq ft

Flexible terms

Gym

Metal suspended ceilings

Shower rooms

Metal floors

Bike store

LED lighting

Atrium café

2.7m floor to ceiling

Break-out work spaces

Air conditioning

6 passenger lifts

Own branding

High speed internet

Communal wi-fi

OPTIONAL

On-site conference rooms

Exposed services

24 hour security / access

Carpeting

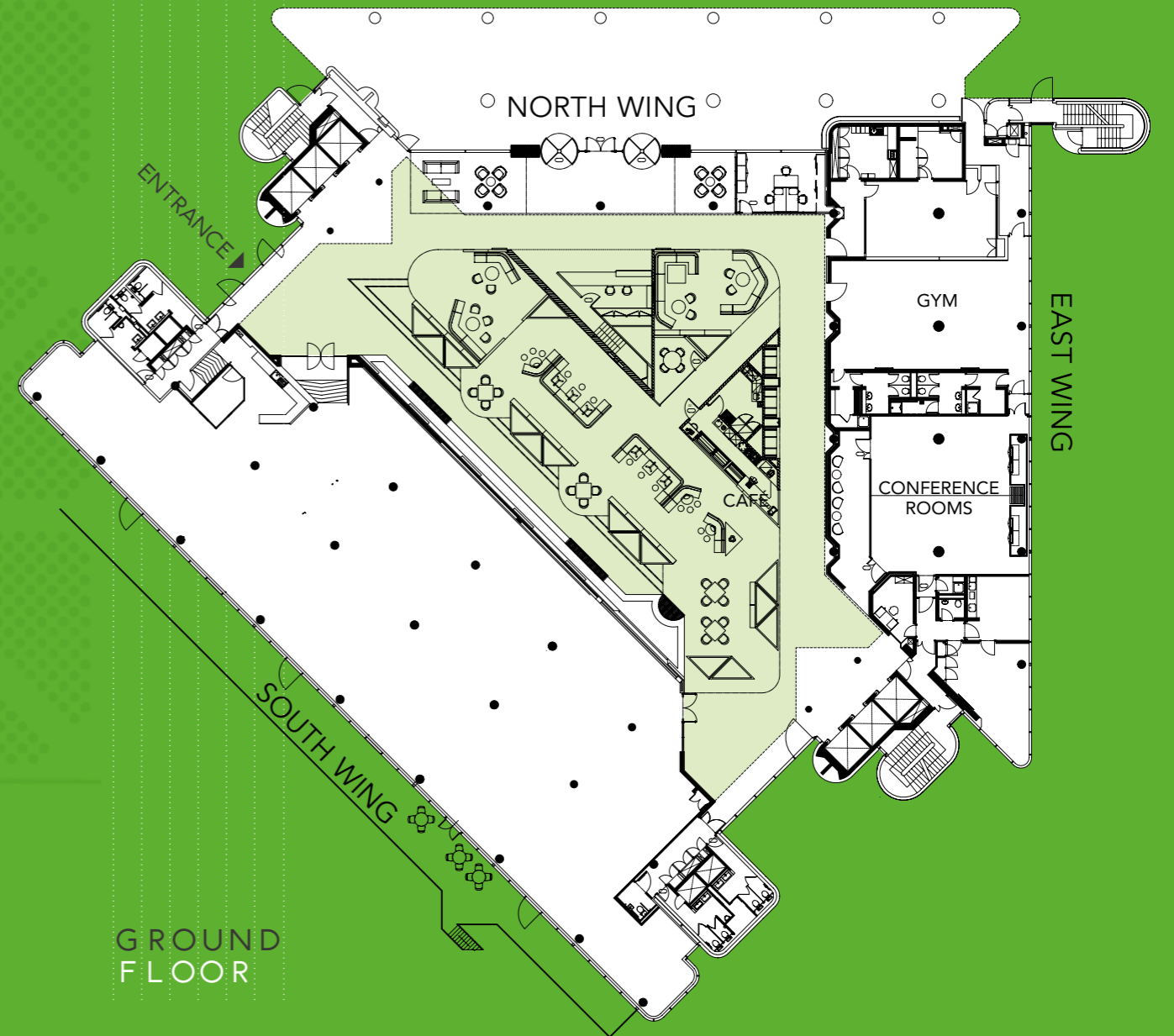
Concierge services

Floor boxes

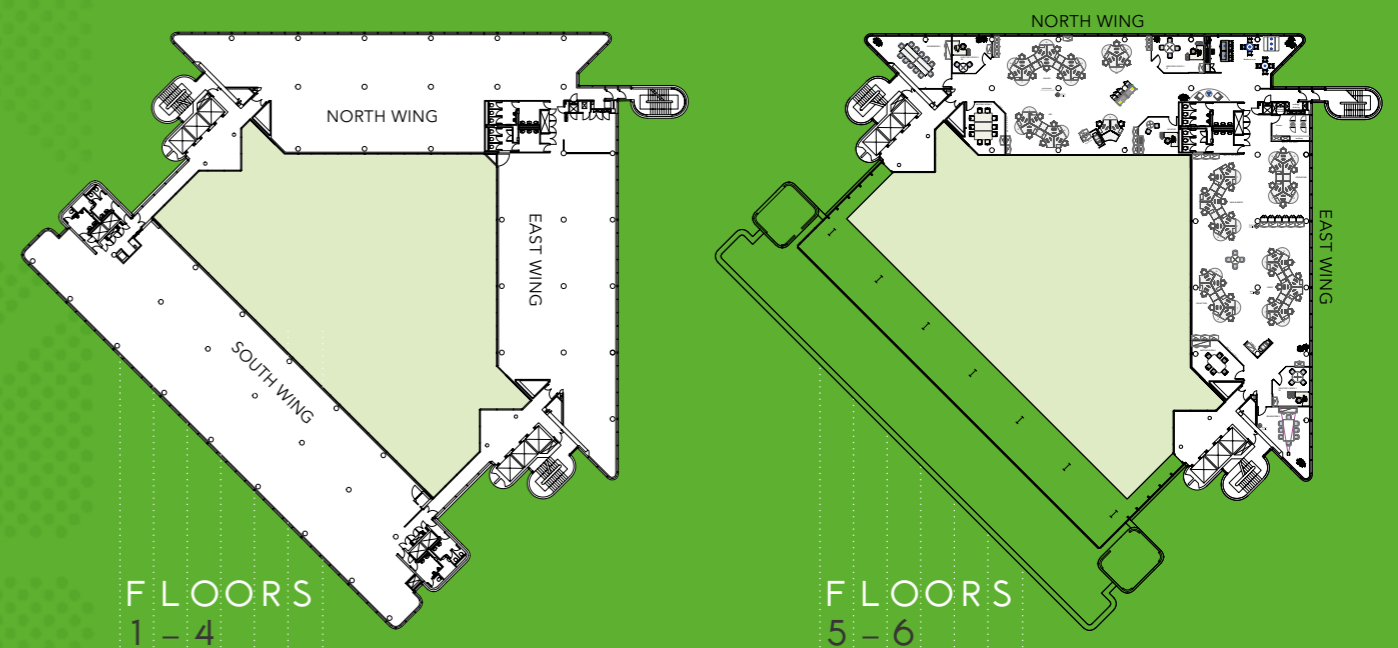
Own branding

SUITES FROM
2,000 SQ FT

SEE
MATRIX-HOUSE.CO.UK
FOR CURRENT
AVAILABILITY



GROUND
FLOOR



FLOORS
1-4

FLOORS
5-6

CAT A AND FULLY FITTED OPTIONS AVAILABLE



MATRIX BASINGSTOKE

BASINGSTOKE OFFERS EXCELLENT SHOPPING, A WORLD CLASS CONCERT HALL, A CHOICE OF THEATRES, MODERN LEISURE FACILITIES AND NUMEROUS SPORTS CLUBS

FESTIVAL PLACE

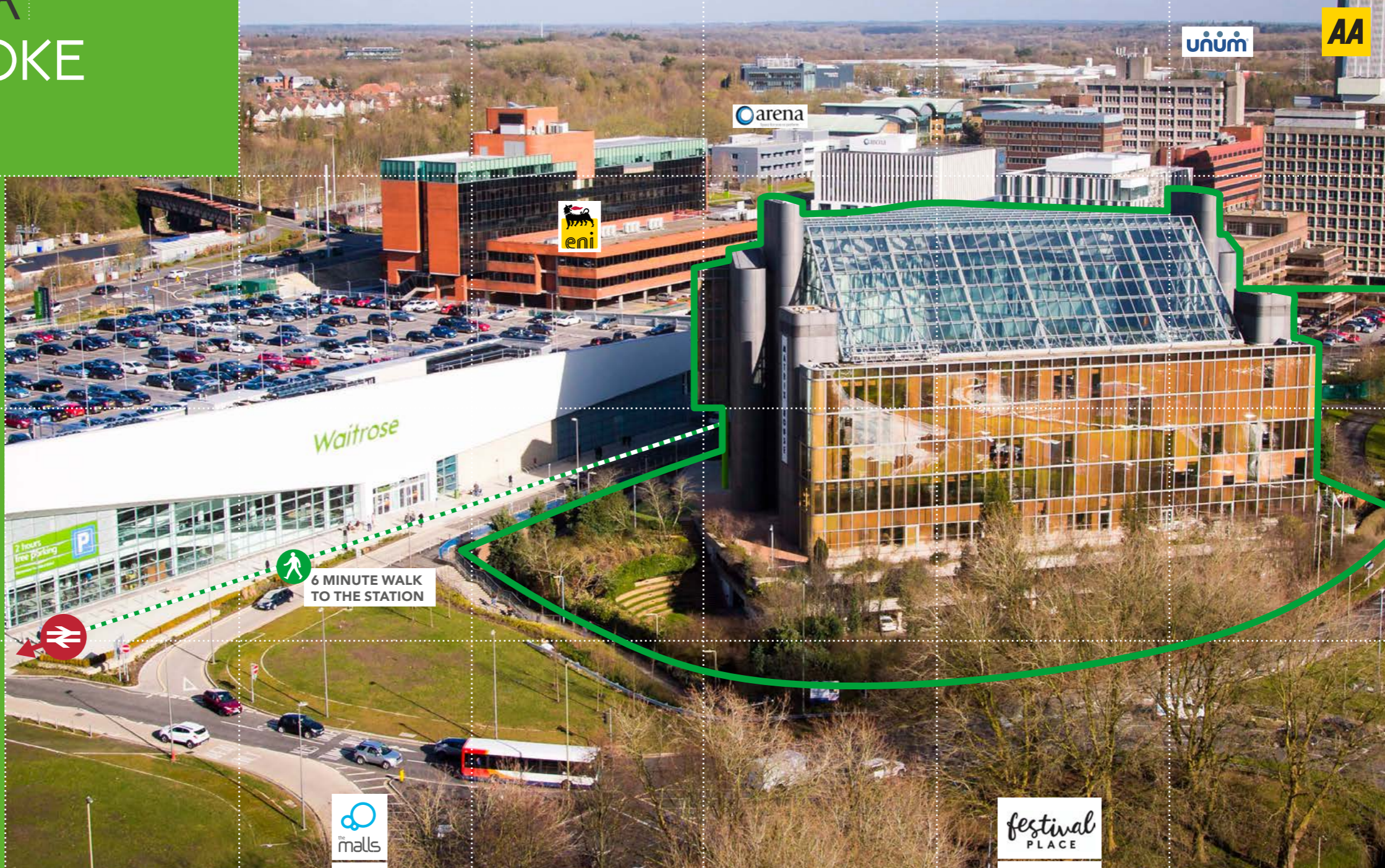
- 160 well-known brands
 - Over 20 restaurants, cafés & bars
 - Multiscreen cinema
 - Basingstoke Sports Centre
 - Discovery Centre
- www.festivalplace.co.uk

THE MALLS

- Wide range of shops and cafés
 - Car parking directly above the shopping centre
 - Impressive new entrance from railway station
- www.themalls.co.uk

THE ANVIL

- World class concert and theatre venue, hosting internationally renowned performers throughout the year
- www.anvilarts.org.uk



MATRIX
BASINGSTOKE

MATRIX HOUSE OCCUPIERS



AnvilArts

Boots

Sainsbury's

WHSmith

TUI

PRIMARK

Hays Travel

Argos



Nando's

FATFACE



vue

wagamama



las IGUANAS

HOTEL
Chocolat

SUPERDRY®

H&M

★ PRET ★

W
Waterstones

BREWDOG

M&S



ACCESSORIZE
LONDON

COSTA

MATRIX FOR LIFE

TOP OF THE TOWN

- The historic heart of Basingstoke town centre
- A wealth of restaurants, pubs and independent shops
- Willis Museum & Sainsbury Gallery
- The Haymarket Theatre
- Street market
- Basingstoke Festival

TOWN & AROUND

Basingstoke is surrounded on every side by beautiful countryside and is just minutes from the M3, bringing London, the Thames Valley and the South Coast within easy reach.



A MATRIX OF CONNECTIONS

DRIVE TIME



ROAD


Basing View is 1.5 miles from Junction 6 of the M3, which in turn provides access to the M25, A303 and M27.*

RAIL

Basingstoke mainline station offers direct services to London Waterloo (42 minutes), Southampton, the West Country and over 100 national destinations. Reading is only a 16 minute rail journey.*

AIR

The motorway network provides fast access to the major London airports of Heathrow (45 minutes) and Gatwick (69 minutes).



MILES BY ROAD

FLEET	15
FARNHAM	16
NEWBURY	16
READING	17
FARNBOROUGH ✕	17
CAMBERLEY	19
BRACKNELL	25
SOUTHAMPTON ✕	30
GUILDFORD	31
HEATHROW ✕	38
PORTSMOUTH	49
LONDON	52
GATWICK ✕	61

MINUTES BY RAIL

FLEET	11
READING	16
FARNBOROUGH	16
SOUTHAMPTON ✕	23
GUILDFORD	33
WATERLOO	42
PADDINGTON	55
GATWICK ✕	69
BRISTOL PARKWAY	76
HEATHROW ✕	78
MANCHESTER	206

*Source: thetrainline.com

*Source: AA Route Planner



MATRIX-HOUSE.CO.UK

BASING VIEW • RG21 4DZ

33 Margaret Street
London
W1G 0JD

savills.co.uk

020 7499 8644



Olivia Jones

ojones@savills.com

07951 041 788

Pip Edwards

pip.edwards@savills.com

07816 184 021



www.bdt.uk.com

01256 840777

Andrew Newman

andrew.newman@bdt.uk.com

07768 724 356